



Middle School Education:

Meeting School Academic Expectations

Guide to School Success

What Are We Learning Today?

1. Tests your child will take at school: English Language Proficiency and other district and state assessments
2. How to achieve academic success
3. Reading and Math skills across grade levels
4. Resources for success: Clever and PLP

Tests your child will take at school

To find elementary school test dates: <https://www.pcsb.org/Page/30927>

Test Name	Subject	6	7	8
Reading Progress Monitoring - RI		✓	✓	✓
English Language Arts	Writing	✓	✓	✓
	Reading	✓	✓	✓
Mathematics		✓		
Algebra 1			✓	
Algebra 1, Geometry				✓
Social Studies Common Exam		✓		✓
Science Progress Monitoring		✓	✓	✓
FSA (Florida Standards Assessments) Florida Standards Alternate Assessment (FSAA)	Reading	✓	✓	✓
	Writing	✓	✓	✓
	Math	✓	✓	✓
	Algebra 1, Geometry			✓
State Science Assessment				✓
Civics End-of-Course Test			✓	
PSAT (Preliminary SAT/ Standardized College Admissions Test)				✓
ACCESS for ELs (Assessing Comprehension and Communication in English State-to-State for English Learners)	English Language Proficiency: Listening, Speaking, Reading, Writing	✓	✓	✓

What is My Child's English Proficiency Level?



Can Do Descriptors: Grade Level Cluster 6-8

For the given level of English language proficiency and with visual, graphic, or interactive support through Level 4, English language learners can process or produce the language needed to:

	Level 1 Entering	Level 2 Beginning	Level 3 Developing	Level 4 Expanding	Level 5 Bridging
READING	<ul style="list-style-type: none"> Associate letters with sounds and objects Match content-related objects/pictures to words Identify common symbols, signs, and words Recognize concepts of print Find single word responses to WH- questions (e.g., "who," "what," "when," "where") related to illustrated text Use picture dictionaries/illustrated glossaries 	<ul style="list-style-type: none"> Sequence illustrated text of fictional and non-fictional events Locate main ideas in a series of simple sentences Find information from text structure (e.g., titles, graphs, glossary) Follow text read aloud (e.g., tapes, teacher, paired-readings) Sort/group pre-taught words/phrases Use pre-taught vocabulary (e.g., word banks) to complete simple sentences Use L1 to support L2 (e.g., cognates) Use bilingual dictionaries and glossaries 	<ul style="list-style-type: none"> Identify topic sentences, main ideas, and details in paragraphs Identify multiple meanings of words in context (e.g., "cell," "table") Use context clues Make predictions based on illustrated text Identify frequently used affixes and root words Make/extract meaning "un-," "re-," "-ed") Differentiate between and opinion Answer questions about explicit information in text Use English dictionary and glossaries 	<ul style="list-style-type: none"> Order paragraphs Identify summaries of 	<ul style="list-style-type: none"> Differentiate and apply multiple meanings of words/
WRITING	<ul style="list-style-type: none"> Draw content-related pictures Produce high frequency words Label pictures and graphs Create vocabulary/concept cards Generate lists from pre-taught words/phrases and word banks (e.g., create menu from list of food groups) 	<ul style="list-style-type: none"> Complete pattern sentences Extend "sentence starters" with original ideas Connect simple sentences Complete graphic organizers/forms with personal information Respond to yes/no, choice, and some WH- questions 	<ul style="list-style-type: none"> Produce short paragraphs with main ideas and details (e.g., column 1) Create compound sentences with conjunction Explain steps in problem solving Compare/contrast information, events, characters Give opinions, preferences and reactions along with reasons 		



Can Do Descriptors: Grade Level Cluster 6-8

For the given level of English language proficiency and with visual, graphic, or interactive support through Level 4, English language learners can process or produce the language needed to:

	Level 1 Entering	Level 2 Beginning	Level 3 Developing	Level 4 Expanding	Level 5 Bridging
LISTENING	<ul style="list-style-type: none"> Follow one-step oral commands/instructions Match social language to visual/graphic displays Identify objects, people, or places from oral statements/questions using gestures (e.g., pointing) Match instructional language with visual representation (e.g., "Use a sharpened pencil.") 	<ul style="list-style-type: none"> Follow multi-step oral commands/instructions Classify/sort content-related visuals per oral descriptions Sequence visuals per oral directions Identify information on charts or tables based on oral statements 	<ul style="list-style-type: none"> Categorize content-based examples from oral directions Match main ideas of familiar text read aloud to visuals Use learning strategies described orally Identify everyday examples of content-based concepts described orally Associate oral language with different time frames (e.g., past, present, future) 	<ul style="list-style-type: none"> Identify main ideas and details of oral discourse Complete content-related tasks or assignments based on oral discourse Apply learning strategies to new situations Role play, dramatize, or re-enact scenarios from oral reading 	<ul style="list-style-type: none"> Use oral information to accomplish grade-level tasks Evaluate intent of speech and act accordingly Make inferences from grade-level text read aloud Discriminate among multiple genres read orally
SPEAKING	<ul style="list-style-type: none"> Answer yes/no and choice questions Begin to use general and high frequency vocabulary Repeat words, short phrases, memorized chunks Answer select WH- questions (e.g., "who," "what," "when," "where") within context of lessons or personal experiences 	<ul style="list-style-type: none"> Convey content through high frequency words/phrases State big/main ideas of classroom conversation Describe situations from modeled sentences Describe routines and everyday events Express everyday needs and wants Communicate in social situations Make requests 	<ul style="list-style-type: none"> Begin to express time through multiple tenses Retell/rephrase ideas from speech Give brief oral content-based presentations State opinions Connect ideas in discourse using transitions (e.g., "but," "then") Use different registers inside and outside of class State big/main ideas with some supporting details Ask for clarification (e.g., self-monitor) 	<ul style="list-style-type: none"> Paraphrase and summarize ideas presented orally Defend a point of view Explain outcomes Explain and compare content-based concepts Connect ideas with supporting details/evidence Substantiate opinions with reasons and evidence 	<ul style="list-style-type: none"> Defend a point of view and give reasons Use and explain metaphors and similes Communicate with fluency in social and academic contexts Negotiate meaning in group discussions Discuss and give examples of abstract, content-based ideas (e.g., democracy, justice)

English Learner's Road to Success and Independence: How to Achieve Success

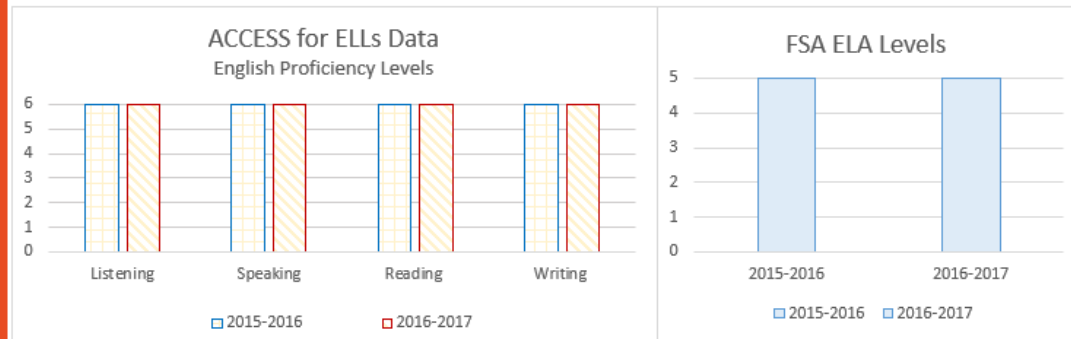
English Learner's Road to Success and Independence

Student Name:		Date of Birth:	Date Entered US Schools:
Grade:			
Preferred Nickname:		Country of Birth:	Home Language(s):

How do I achieve proficiency?

Proficiency Goals: Reach overall English language proficiency level 4 and level 3 on the FSA ELA

What are my proficiency levels?



How can I track my progress?

RI Cycle 1	RI Cycle 2	RI Cycle 3	WriteScore Cycle 1	WriteScore Cycle 2
Lexile: _____ Grade level: _____	Lexile: _____ Grade Level: _____	Lexile: _____ Grade level: _____	Reading: _____ Writing: _____	Reading: _____ Writing: _____

What are my goals for this school year?

Semester	What are two areas I want to improve in? (Language Goals)	What steps can I take to accomplish these goals? How am I advocating for my success?	How can my teacher support me in attaining my goals?	How can my parent(s) support me with my goals at home?
1:	1. _____ 2. _____	_____	_____	_____
8 th graders	I will be applying to the following 3 magnet or high school programs ...	1. _____	2. _____	3. _____
Reflection	Did I reach my goals? (Why? / Why not?)			


How do I find my child's English proficiency level and assessment scores?

- Communicate with your teacher
 - Ask about reading levels and grades
 - Conversations with Teachers
 - PCS App – grades and assignments
- Check your child's agenda regularly- reports are sent home




- Focus – test history

<https://focus.pcsb.org/focus/>

 **Welcome, A**

Alerts - Since you la



 You are not set to rece

Featured Programs

- > Demographic / Address Info
- > Preferences
- > Class Schedule / Registration
- > Class Requests
- > Final Grades & GPA
- > Test History
- > Test History Report
- > Absences
- > Attendance Chart
- > Referrals



[FOCUS-test history](https://focus.pcsb.org)
<https://focus.pcsb.org>

AFE - Access for ELLs 2.0 (AFE)		Fri Mar 24, 2017	2016-2017	03
FSA - Florida Standards Assessments (FSA)		Mon Mar 27, 2017	2016-2017	03
FSA - Florida Standards Assessments (FSA)		Mon Apr 10, 2017	2016-2017	03
MAP - (Local) (MAP)		Tue Sep 5, 2017	2017-2018	04
MAP - (Local) (MAP)		Thu Sep 28, 2017	2017-2018	04



FOCUS Test History

AFE - Access for ELLs 2.0 (AFE)	Fri Mar 24, 2017	2016-2017	03
FSA - Florida Standards Assessments (FSA)	Mon Mar 27, 2017	2016-2017	03


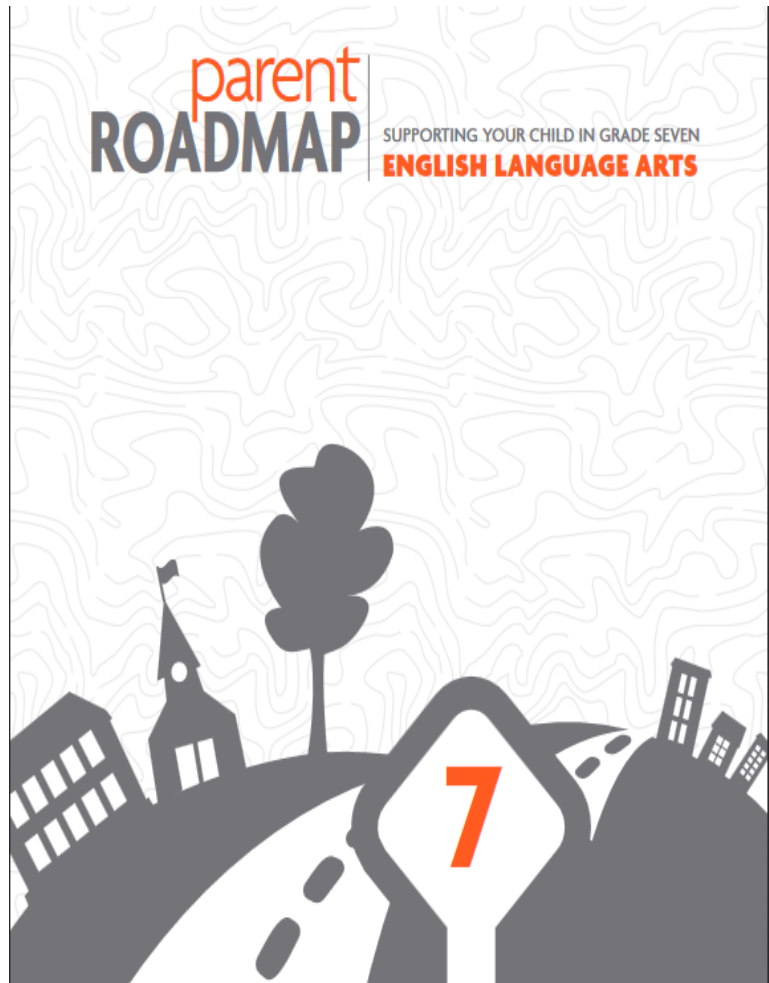
ELA-Reading Total

3

Title	Rating (local) (RTG)
Listening Proficiency Level	6.0
Speaking Proficiency Level	6.0
Reading Proficiency Level	5.8
Writing Proficiency Level	4.4

FSA - Florida Standards Assessments (FSA)
FAS - Florida Assessments for Instruction in Reading-Florida Standards (FAIR-FS) (FAS)
AFE - Access for ELLs 2.0 (AFE)
FSA - Florida Standards Assessments (FSA)
AFE - Access for ELLs 2.0 (AFE)
FSA - Florida Standards Assessments (FSA)
FC2 - FL Comprehensive As. (FC2)
SRI - Scholastic Reading Inventory (SRI)
MAP - (Local) (MAP)
MAP - (Local) (MAP)

Parent Roadmaps: Reading and Math skills across grade levels



Resources: How you can help your child be successful



PLP

Clever



- online platform that supports learning outside of the classroom anytime, anywhere
- contains digital textbooks and other excellent learning resources
- students go to <http://clever.com/in/pcsb> and
- log in with their PCS FOCUS username (R2D2) and password

CLEVER Middle School Learning Apps

Learning applications for
English learners

Resources



BrainPOP



BrainPOP ELL



BrainPOP Jr.



Destiny



Florida Standards
Assessments



Focus



Gale



Khan Academy Goals



Khan MAP Practice



Learn360



MackinVIA



Office 365



OverDrive



Performance Matters



PLP



SAFARI Montage



Scholastic

Khan
Academy
provides
lessons for
math
practice

Personalized online lessons
for the areas in which the
student needs to work most





Middle School Learning Apps

Top Applications

Instructional

Resources

Teacher Pages

Mr. Weller's Page

Top Applications

HMH

HMH Intervention Services Group

Instructional

Algebra Nation

Code.org

CommonLit

ConnectedED

Discovery Education (SSO only)

EVERFI

iCivics

Holt McDougal online

My HRW

THINK central

Think Central

Practice for Civic End-of-Course Test

Online Textbooks

Learning Programs for English Learners

- Online digital textbooks for the school main subjects
- Khan academy
- Teengagement

Resources

BrainPOP

BrainPOP ELL

Civics360

Destiny

Florida Standards Assessments

Focus

Gale

Khan Academy Goals

Khan MAP Practice

Learn360

MackinVIA

Office 365

OverDrive

Performance Matters

PLP

SAFARI MONTAGE

SAFARI Montage

WriteScore - Staff

WriteScore - Students

xello

Xello

PLP - Personalized online lessons

The Personalized Learning Pathway (PLP)


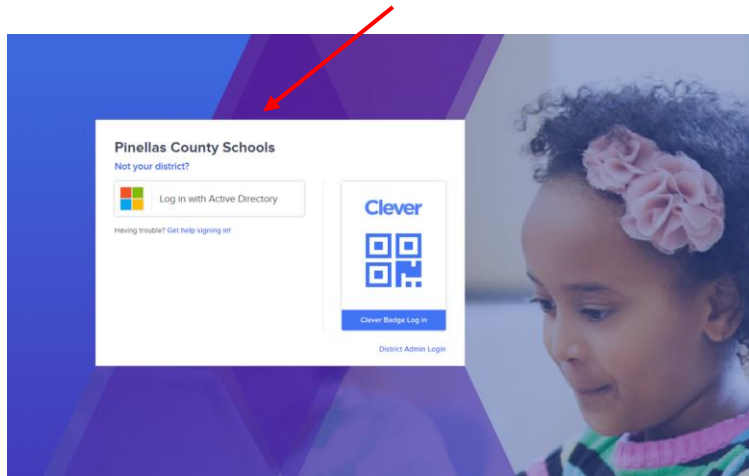


- learning app for students
- assigns students with personalized lessons based on their academic progress in school and on state/district assessments



HOW TO ACCESS THE PERSONALIZED LEARNING PATHWAY (PLP)?

To Access the PLP students log into **Clever at Home** through the link: <http://clever.com/in/pcs> using their username and password PCS.



Once an student is in Clever:

1. Click on the App Personalized Learning Pathway
2. Enter PCS student email address (example – username+password@**pcs.org** (Example: **r2.d2@pcs.org**)

Office 365 | SharePoint



- Hobbies/Clubs
- Achievements
- Volunteering
- Work Experience
- Goals
- Support Team

Mathematics

- Algebra and Modeling >
- Functions and Modeling >
- Statistics and the Number System >

Language Arts

Key Ideas and Details

Standards (Click a standard to practice)

- LAFS.910.RI.1.1
- LAFS.910.RI.1.2
- LAFS.910.RI.1.3
- LAFS.910.RL.1.3
- LAFS.910.RL.1.1
- LAFS.910.RL.1.2

Points Earned: 6

Points Possible: 14

Craft and Structure >

Path to Graduation

General Information

ELA	Math
Science	Social Studies
Arts	HOPE
Electives	Online

Print My Path

College and Career Readiness

- PSAT/SAT >
- ACT >
- Industry Certifications >
- Advanced Coursework >
- NCAA Eligibility >

General Information	Cumulative GPA	Credits Earned	Algebra 1 EOC Status	FSA Reading	Are You On Track?
	2.5313	16	?	?	

CLEVER @ Home

MS Lesson Example

When the student clicks on one of the links for an area they need more work on, it takes them to an online lesson!

Each online lesson will include an item the students can hand in to their teacher at school.

SAFARI LERNS | SHOWBOARD | SEARCH | PLAYLISTS

PLP ELA LAFS 9-10 RI 1.1

Running Time: 2 min 30 sec

Playlist Information

Description: In this playlist, students will learn how to cite strong and thorough textual evidence to support their claims about what the text says.

Interactions for working through a PLP lesson

Comments
Watch this video to learn how to work through a PLP playlist.

Take your time to do your best work.

- Some of the lessons you encounter may take an hour and some may take several hours.
- Move through the lessons at your own pace.
- The main goal is for you to learn something and to walk away more accomplished!

0:00/2:30

Office 365 | SharePoint

- Class of 2020
- Advanced Scholar
- Hobbies/Clubs
- Achievements
- Volunteering
- Work Experience
- Goals
- Support Team

Mathematics

- Algebra and Modeling >
- Functions and Modeling >
- Statistics and the Number System >

Language Arts

Key Ideas and Details ✓

Standards (Click a standard to practice)

- LAFS.910.RI.1.1
- LAFS.910.RI.1.2
- LAFS.910.RI.1.3
- LAFS.910.RL.1.3
- LAFS.910.RL.1.1
- LAFS.910.RL.1.2

Points Earned: 6

Points Possible: 14

Craft and Structure >

Path to Graduation

General Information

- ELA
- Math
- Science
- Social Studies
- Arts
- HOPE
- Electives
- Online

Print My Path

College and Career Readiness

- PSAT/SAT >
- ACT >
- Industry Certifications >
- Advanced Coursework >
- NCAA Eligibility >

General Information	Cumulative GPA	Credits Earned	Algebra 1 EOC Status	FSA Reading	Are You On Track?
	2.5313	16	?	?	?

LEARNING ANYTIME, ANYWHERE

Created, coded, and designed in partnership with PCSB staff by the students of CAT at Lakewood High School.

Other Available Resources/Help

- School resources: FOCUS, teachers/tutorials, website
- Parent Roadmaps: <https://www.pcsb.org/Page/595>
- PCS Homework Helpline: 727-547-7223
- ESOL Website: <https://www.pcsb.org/esol>
- PCS Website: <https://www.pcsb.org/>



- <http://fsassessments.org/>



- <http://www.cpalms.org/Public/>

Questions



Contact:

Ericka Reckenwald

ESOL Family Outreach

727-588-6415

reckenwalde@pcsb.org